

Montana State Library Quarterly Financial Report FY 2026 Q3

File created on: 6/1/2026

For an accessible, interactive version of this dashboard, visit:

[Montana State Library Quarterly Financial Report.](#)

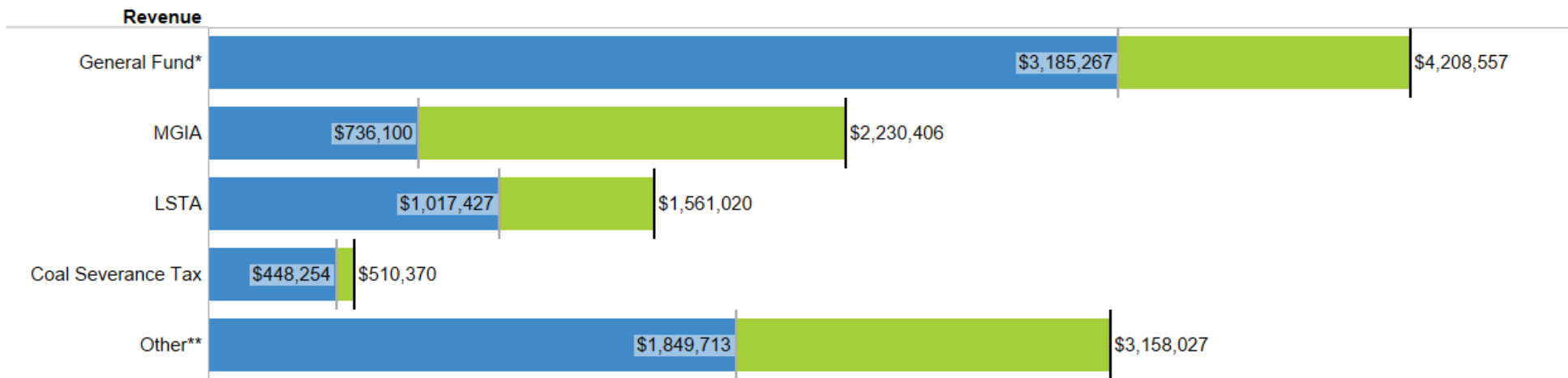
SUMMARY	DETAILED VIEW	WORKGROUPS	PROJECTS	MGIA	LSTA	TRUST
----------------	---------------	------------	----------	------	------	-------

Financial Summary - Quarter 3 FY 2026

Expense	Budget	Expenses	Balance	% Expended
Personal Services	\$6,268,422	\$4,109,821	\$2,158,602	66%
Operating Expenses	\$4,584,094	\$2,312,953	\$2,271,141	50%
Grants	\$815,863	\$813,988	\$1,875	100%
Grand Total	\$11,668,380	\$7,236,762	\$4,431,618	62%

Revenue	Budget	Expenses	Balance	% Expended
General Fund*	\$4,208,557	\$3,185,267	\$1,023,290	76%
MGIA	\$2,230,406	\$736,100	\$1,494,306	33%
LSTA	\$1,561,020	\$1,017,427	\$543,593	65%
Coal Severance Tax	\$510,370	\$448,254	\$62,116	88%
Other**	\$3,158,027	\$1,849,713	\$1,308,313	59%
Grand Total	\$11,668,380	\$7,236,762	\$4,431,618	62%

Budgets and Expenses by Fund - Quarter 3 FY 2026



■ Budget
■ Expenses

*General Fund also includes library state aid. **Other includes federal, state, and other special revenue and enterprise funds such as Shared Catalog, Digital Library Services, Next Gen. 911, among others.

Quarterly Financial Report

SUMMARY	DETAILED VIEW	WORKGROUPS	PROJECTS	MGIA	LSTA	TRUST
---------	----------------------	------------	----------	------	------	-------

Detailed Financial View - Quarter 3 FY 2026						Budget Summary				
		Central Services	Patron & Local Library Developm..	GIS, Data, & Information Servi..	Total			Budget	Balance	% Expended
Personal Services	Salaries	\$789,597	\$685,220	\$1,602,328	\$3,077,145	Personal Services		\$6,268,422	\$2,158,602	66%
	Benefits	\$256,833	\$257,236	\$518,607	\$1,032,676					
Operating Expenses	Contracted Servi..	\$264,631	\$409,802	\$68,944	\$743,377	Operating Expenses		\$4,584,094	\$2,271,141	50%
	Supplies/Materials	\$205,016	\$52,266	\$14,534	\$271,816					
	Communications	\$97,516	\$14,307	\$128	\$111,951					
	Travel	\$35,326	\$29,296	\$53,888	\$118,509					
	Rent	\$6,071	\$4,453	\$0	\$10,524					
	Repair & Maint.	\$610	\$28,600	\$93	\$29,303					
	Other Expenses	\$48,365	\$194,234	\$97,761	\$340,359					
	Lease / SBITA	\$137,700	\$288,313	\$261,100	\$687,113					
Grants	All Sources	\$0	\$813,988	\$0	\$813,988	Grants		\$815,863	\$1,875	100%
Total Expenses		\$1,841,665	\$2,777,715	\$2,617,382	\$7,236,762	Grand Total		\$11,668,380	\$4,431,618	62%
Revenue Summary						Revenue Summary				
		Central Services	Patron & Local Library Developm..	GIS, Data, & Information Servi..	Total			Budget	Balance	% Expended
General Fund		\$1,841,665	\$140,649	\$660,839	\$2,643,154	General Fund		\$3,666,444	\$1,023,290	72%
MGIA		\$0	\$0	\$736,100	\$736,100	MGIA		\$2,230,406	\$1,494,306	33%
LSTA		\$0	\$1,017,427	\$0	\$1,017,427	LSTA		\$1,561,020	\$543,593	65%
Coal Severance Tax		\$0	\$448,254	\$0	\$448,254	Coal Severance ..		\$510,370	\$62,116	88%
Shared Catalog		\$0	\$391,003	\$0	\$391,003	Shared Catalog		\$503,917	\$112,914	78%
Digital Library Svcs.		\$0	\$0	\$294,159	\$294,159	Digital Library Sv..		\$448,812	\$154,653	66%
Next Gen. 911		\$0	\$0	\$408,897	\$408,897	Next Gen. 911		\$511,150	\$102,253	80%
State Aid		\$0	\$542,113	\$0	\$542,113	State Aid		\$542,113	\$0	100%
Other*		\$0	\$238,268	\$517,387	\$755,655	Other*		\$1,694,148	\$938,493	45%
Total Revenue		\$1,841,665	\$2,777,715	\$2,617,382	\$7,236,762	Grand Total		\$11,668,380	\$4,431,618	62%

*Other includes state, federal, and other special revenue and enterprise funds such as Natural Heritage, NRIS, and Secretary of State, among others.

SUMMARY	DETAILED VIEW	WORKGROUPS	PROJECTS	MGIA	LSTA	TRUST
---------	---------------	-------------------	----------	------	------	-------

Expenses by Workgroup - Quarter 3 FY 2026

Program	Workgroup	Budget	Expenses	Balance	% Expended
Central Services	Central Services	\$2,646,270	\$1,841,665	\$804,605	70%
Patron & Local Library	Patron Services	\$296,054	\$254,304	\$41,750	86%
Development Services	Consulting and Learning	\$962,465	\$657,133	\$305,332	68%
	Resource Sharing	\$1,263,317	\$944,854	\$318,463	75%
	MT History Portal	\$244,741	\$130,311	\$114,430	53%
	Federation Grants	\$249,000	\$249,000	\$0	100%
	State Aid	\$542,113	\$542,113	\$0	100%
	GIS, Data, & Information Services	Information Access	\$2,868,542	\$1,685,772	\$1,182,770
Statewide GIS Coordinati..		\$1,720,539	\$412,505	\$1,308,034	24%
MGIA Grant Program		\$0	\$0	\$0	
Next Generation 911		\$511,150	\$408,897	\$102,253	80%
MT State Reference Netw..		\$364,189	\$110,208	\$253,981	30%
Grand Total		\$11,668,380	\$7,236,762	\$4,431,618	62%

Expenses by Fund - Quarter 3 FY 2026

Fund	Budget	Expenses	Balance	% Expended
01100 General Fund	\$4,208,557	\$3,185,267	\$1,023,290	76%
02021 911 Funding	\$511,150	\$408,897	\$102,253	80%
02046 Coal Sev. Tax Library	\$510,370	\$448,254	\$62,116	88%
02069 SOS SSR	\$130,000	\$82,098	\$47,902	63%
02094 Digital Library Services	\$448,812	\$294,159	\$154,653	66%
02337 MTNHP State Funding	\$134,455	\$81,391	\$53,064	61%
02779 Montana Geospatial Information	\$2,230,406	\$736,100	\$1,494,306	33%
03018 IMLS	\$1,561,020	\$1,017,427	\$543,593	65%
03268 MTNHP Federal Funds	\$781,482	\$259,490	\$521,992	33%
03652 Federal Patron & Local Library	\$234,977	\$227,468	\$7,509	97%
03930 NRIS Federal Funds	\$170,447	\$77,206	\$93,241	45%
06021 MT Shared Catalog	\$503,917	\$391,003	\$112,914	78%
06025 MT State Reference Network	\$208,987	\$0	\$208,987	0%
08054 Private Patron & Local Library	\$10,800	\$10,800	\$0	100%
08168 MTNHP Private Funds	\$23,000	\$17,203	\$5,797	75%
Grand Total	\$11,668,380	\$7,236,762	\$4,431,618	62%

SUMMARY	DETAILED VIEW	WORKGROUPS	PROJECTS	MGIA	LSTA	TRUST
---------	---------------	------------	-----------------	------	------	-------

Expenses by Project - Quarter 3 FY 2026

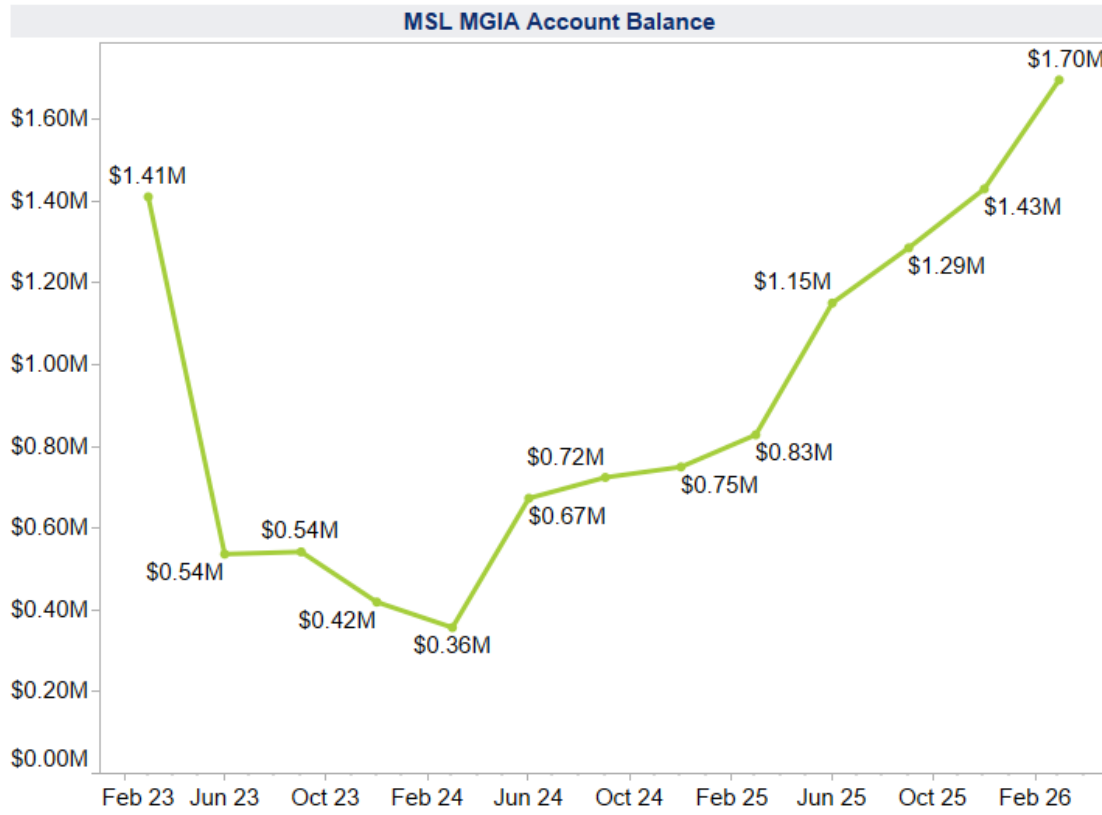
Org	Project	Budget	Expenses	Balance	% Expended
100 Central Services	ADMIN OPS	\$1,591,727	\$1,132,777	\$458,950	71%
	DATA COORDINATO..	\$9,060	\$1,608	\$7,452	18%
	INDIRECT COSTS	\$49,055	\$15,732	\$33,323	32%
	IT OPERATIONS	\$49,025	\$2,955	\$46,070	6%
	ITSD FIXED COST	\$769,663	\$545,085	\$224,578	71%
	MSL COMMISSION	\$12,500	\$5,807	\$6,693	46%
	RENT	\$165,240	\$137,700	\$27,540	83%
	Total		\$2,646,270	\$1,841,665	\$804,605
200 Patron Services	LSTA 25 ADMIN 4%	\$8,410	\$12,761	(\$4,351)	152%
	LSTA 25 OUTREACH	\$50,000	\$43,801	\$6,199	88%
	LSTA 25 TALKING B..	\$123,000	\$113,601	\$9,399	92%
	OUTREACH OPS	\$60,497	\$46,468	\$14,029	77%
	TBL OPERATIONS	\$54,147	\$37,674	\$16,473	70%
	Total		\$296,054	\$254,304	\$41,750
210 Consulting	AMERICORP LIT AM..	\$37,979	\$31,731	\$6,248	84%
	CONSULTING OPS	\$74,631	\$55,486	\$19,145	74%
	DPHHS-ECFSD	\$176,818	\$176,818	\$0	100%
	HOLLOW AUTHORIT..	\$136,927	\$0	\$136,927	0%
	INDIRECT RATE	\$20,180	\$18,918	\$1,261	94%
	LIFETIME ARTS - M..	\$10,800	\$10,800	\$0	100%
	LSTA 25 CONSULT	\$259,246	\$191,387	\$67,859	74%
	LSTA 25 CONT ED	\$97,471	\$70,567	\$26,904	72%
	LSTA 25 EARLY LEA..	\$9,000	\$8,237	\$763	92%
	LSTA 25 LIFELONG ..	\$100,813	\$69,238	\$31,575	69%
	LSTA 25 STATS	\$8,600	\$8,600	\$0	100%
	LSTA 25 WORKSHOP	\$30,000	\$15,351	\$14,649	51%
	Total		\$962,465	\$657,133	\$305,332
220 Resource Sharing	LSTA 25 CONSULT	\$189,451	\$131,366	\$58,085	69%
	LSTA 25 COURIER	\$15,000	\$4,520	\$10,480	30%
	LSTA 25 ECONT	\$20,000	\$20,000	\$0	100%
	LSTA 25 MSC	\$249,731	\$122,689	\$127,042	49%
	LSTA 25 OCLC	\$75,000	\$75,000	\$0	100%
	MONTANA SHARED ..	\$100,000	\$100,000	\$0	100%
	OCLC	\$105,000	\$99,254	\$5,746	95%
	STATEWIDE PROJE..	\$5,218	\$1,022	\$4,196	20%

SUMMARY	DETAILED VIEW	WORKGROUPS	PROJECTS	MGIA	LSTA	TRUST
---------	---------------	------------	----------	-------------	------	-------

MGIA Budget Tracking - Quarter 3 FY 2026				
Project Fix	Budget	Expenses	Balance	% Expended
GOV INFO OPS	\$42,500	\$0	\$42,500	0%
HERITAGE MTNHP-MSL	\$90,764	\$55,265	\$35,499	61%
INFO PRODUCTS OPS	\$500	\$308	\$192	62%
LAND OPS	\$382,230	\$221,091	\$161,139	58%
MGIA OPERATIONS	\$446,570	\$286,926	\$159,644	64%
MGIA COUNCIL	\$9,278	\$11,182	(\$1,904)	121%
MT STATE REFERENCE NETWORK	\$5,000	\$8,980	(\$3,980)	180%
WATER OPS	\$323,161	\$152,347	\$170,814	47%
HOLLOW AUTHORITY	\$930,403	\$0	\$930,403	0%
Grand Total	\$2,230,406	\$736,100	\$1,494,306	33%

\$2,230,406 total FY26 MGIA appropriation	\$930,403 hollow authority (cash shortage)	\$736,100 total FY26 expenses	\$1,494,306 total FY26 remaining
---	--	---	--

The totals reflect the 02279 Montana Geospatial Information fund which is based on anticipated revenues during the legislative session. The below chart reflects the actual cash balance of the MGIA account.



SUMMARY	DETAILED VIEW	WORKGROUPS	PROJECTS	MGIA	LSTA	TRUST
---------	---------------	------------	----------	------	-------------	-------

LSTA Budget Tracking - Quarter 3 FY 2026

Project	Budget	Expenses	Balance	% Expended
LSTA 25 ADMIN 4%	\$8,410	\$12,761	(\$4,351)	152%
LSTA 25 CONSULT	\$448,697	\$322,753	\$125,944	72%
LSTA 25 CONT ED	\$97,471	\$70,567	\$26,904	72%
LSTA 25 COURIER	\$15,000	\$4,520	\$10,480	30%
LSTA 25 EARLY LEARNING	\$9,000	\$8,237	\$763	92%
LSTA 25 ECONT	\$20,000	\$20,000	\$0	100%
LSTA 25 LIFELONG LE..	\$100,813	\$69,238	\$31,575	69%
LSTA 25 MONTANA HIS..	\$188,371	\$130,311	\$58,060	69%
LSTA 25 MSC	\$249,731	\$122,689	\$127,042	49%
LSTA 25 OCLC	\$75,000	\$75,000	\$0	100%
LSTA 25 OUTREACH	\$50,000	\$43,801	\$6,199	88%
LSTA 25 STATS	\$8,600	\$8,600	\$0	100%
LSTA 25 TALKING BOO..	\$123,000	\$113,601	\$9,399	92%
LSTA 25 WORKSHOP	\$30,000	\$15,351	\$14,649	51%
Grand Total	\$1,424,093	\$1,017,427	\$406,666	71%

\$1,424,093 LSTA 2025 award	\$1,017,427 total expenses	\$406,666 total remaining
---------------------------------------	--------------------------------------	-------------------------------------

The totals reflect the 03018 IMLS fund.

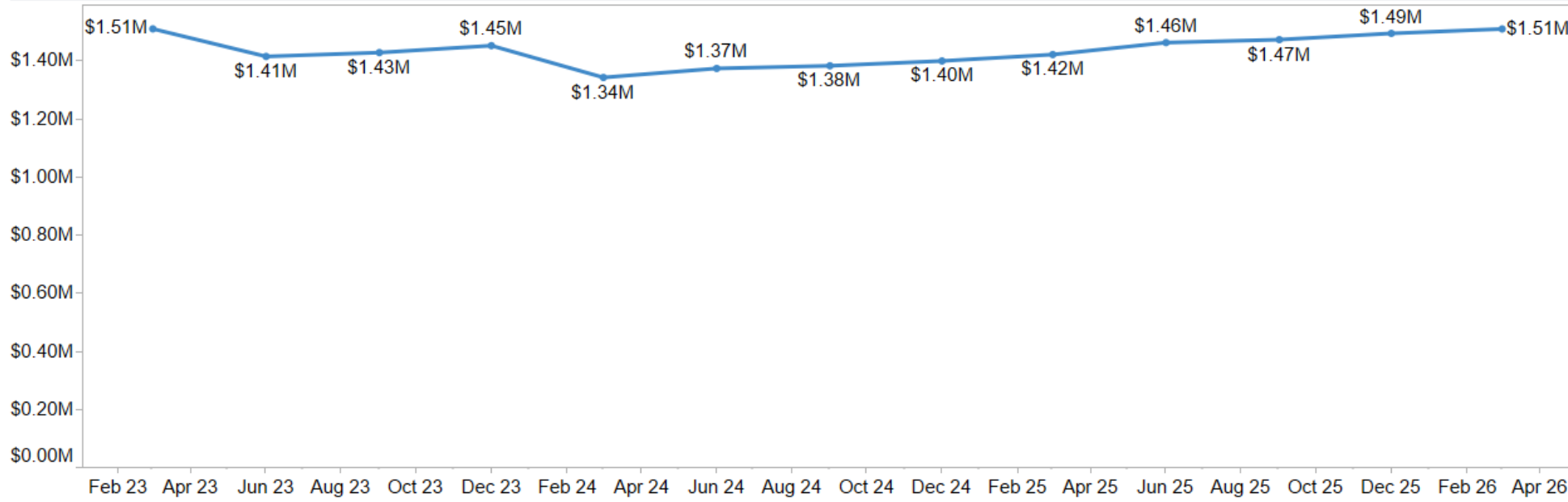
LSTA Expenses by Account - LSTA 25 CONSULT

Benefits	\$81,206
Communications	\$441
Contracted Services	\$3,567
Other Expenses	\$4,847
Rent	\$4,453
Repair & Maint.	
Salaries	\$216,870
Supplies/Materials	\$512
Travel	\$10,856

Select the project below to view account level 2 details.

Project
 LSTA 25 CONSULT
 Show history

Montana State Library Trust Balance



Montana State Library Trust Projects

Project	Status	Budget	Expenses	Balance
AWARDS	Ongoing	\$2,000	\$0	\$2,000
Grand Total		\$2,000	\$0	\$2,000