



Quarterly Financial Report

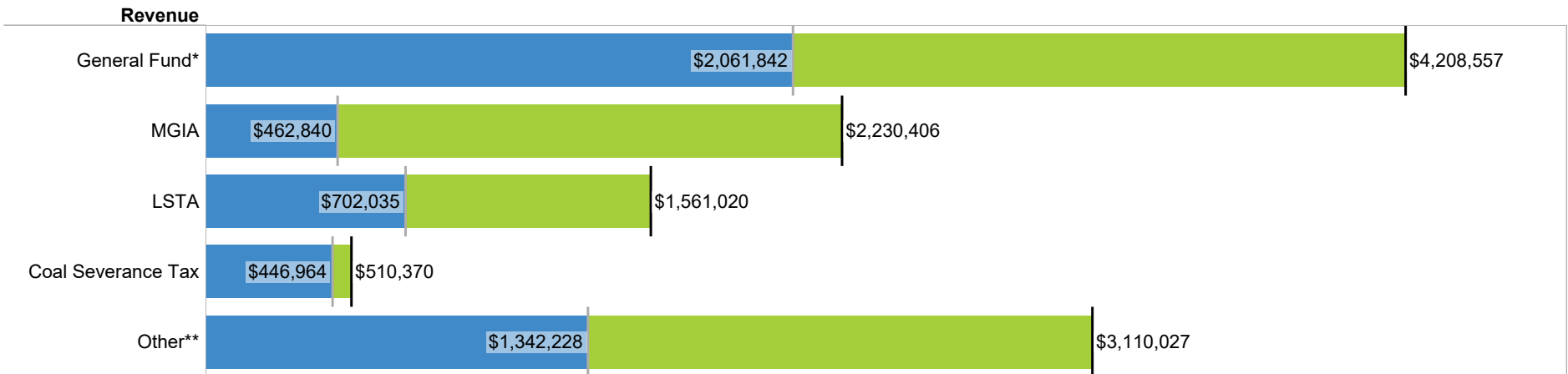
SUMMARY	DETAILED VIEW	WORKGROUPS	PROJECTS	MGIA	LSTA	TRUST
----------------	---------------	------------	----------	------	------	-------

Financial Summary - Quarter 2 FY 2026

Expense	Budget	Expenses	Balance	% Expended
Personal Services	\$6,256,513	\$2,422,108	\$3,834,405	39%
Operating Expenses	\$4,548,003	\$1,783,915	\$2,764,088	39%
Grants	\$815,863	\$809,886	\$5,977	99%
Grand Total	\$11,620,380	\$5,015,910	\$6,604,470	43%

Revenue	Budget	Expenses	Balance	% Expended
General Fund*	\$4,208,557	\$2,061,842	\$2,146,715	49%
MGIA	\$2,230,406	\$462,840	\$1,767,566	21%
LSTA	\$1,561,020	\$702,035	\$858,985	45%
Coal Severance Tax	\$510,370	\$446,964	\$63,406	88%
Other**	\$3,110,027	\$1,342,228	\$1,767,799	43%
Grand Total	\$11,620,380	\$5,015,910	\$6,604,470	43%

Budgets and Expenses by Fund - Quarter 2 FY 2026



■ Budget
■ Expenses

*General Fund also includes library state aid. **Other includes federal, state, and other special revenue and enterprise funds such as Shared Catalog, Digital Library Services, Next Gen. 911, among others.



Quarterly Financial Report

SUMMARY	DETAILED VIEW	WORKGROUPS	PROJECTS	MGIA	LSTA	TRUST
---------	----------------------	------------	----------	------	------	-------

Detailed Financial View - Quarter 2 FY 2026						Budget Summary			
		Central Services	Patron & Local Library Developm..	GIS, Data, & Information Servi..	Total	Budget		Balance	% Expended
Personal Services	Salaries	\$453,994	\$394,516	\$965,824	\$1,814,334	Personal Services	\$6,256,513	\$3,834,405	39%
	Benefits	\$147,382	\$147,851	\$312,542	\$607,775				
Operating Expenses	Contracted Servi..	\$146,507	\$381,323	\$46,478	\$574,309	Operating Expenses	\$4,548,003	\$2,764,088	39%
	Supplies/Materials	\$60,915	\$44,821	\$7,488	\$113,224				
	Communications	\$50,806	\$14,063	\$29	\$64,898				
	Travel	\$28,524	\$19,967	\$32,463	\$80,953				
	Rent	\$100,430	\$2,978	\$0	\$103,409				
	Repair & Maint.	\$610	\$18,600	\$93	\$19,303				
	Other Expenses	\$31,010	\$455,360	\$341,448	\$827,819				
Grants	All Sources	\$0	\$809,886	\$0	\$809,886	Grants	\$815,863	\$5,977	99%
Total Expenses		\$1,020,179	\$2,289,365	\$1,706,365	\$5,015,910	Grand Total	\$11,620,380	\$6,604,470	43%

Detailed Financial View - Quarter 2 FY 2026						Revenue Summary			
		Central Services	Patron & Local Library Developm..	GIS, Data, & Information Servi..	Total	Budget		Balance	% Expended
General Fund		\$1,020,179	\$80,969	\$420,647	\$1,521,795	General Fund	\$3,666,444	\$2,144,649	42%
MGIA		\$0	\$0	\$462,840	\$462,840	MGIA	\$2,230,406	\$1,767,566	21%
LSTA		\$0	\$702,035	\$0	\$702,035	LSTA	\$1,561,020	\$858,985	45%
Coal Severance Tax		\$0	\$446,964	\$0	\$446,964	Coal Severance ..	\$510,370	\$63,406	88%
Shared Catalog		\$0	\$310,989	\$0	\$310,989	Shared Catalog	\$503,917	\$192,928	62%
Digital Library Svcs.		\$0	\$0	\$154,850	\$154,850	Digital Library Sv..	\$448,812	\$293,962	35%
Next Gen. 911		\$0	\$0	\$346,624	\$346,624	Next Gen. 911	\$511,150	\$164,526	68%
State Aid		\$0	\$540,047	\$0	\$540,047	State Aid	\$542,113	\$2,066	100%
Other*		\$0	\$208,361	\$321,404	\$529,765	Other*	\$1,646,148	\$1,116,383	32%
Total Revenue		\$1,020,179	\$2,289,365	\$1,706,365	\$5,015,910	Grand Total	\$11,620,380	\$6,604,470	43%

*Other includes state, federal, and other special revenue and enterprise funds such as Natural Heritage, NRIS, and Secretary of State, among others.



Quarterly Financial Report

SUMMARY	DETAILED VIEW	WORKGROUPS	PROJECTS	MGIA	LSTA	TRUST
---------	---------------	-------------------	----------	------	------	-------

Expenses by Workgroup - Quarter 2 FY 2026

Program	Workgroup	Budget	Expenses	Balance	% Expended
Central Services	Central Services	\$2,646,270	\$1,020,179	\$1,626,091	39%
Patron & Local Library	Patron Services	\$296,054	\$203,571	\$92,483	69%
Development Services	Consulting and Learning	\$956,465	\$463,664	\$492,801	48%
	Resource Sharing	\$1,263,317	\$753,081	\$510,236	60%
	MT History Portal	\$244,741	\$82,037	\$162,704	34%
	Federation Grants	\$249,000	\$246,964	\$2,036	99%
	State Aid	\$542,113	\$540,047	\$2,066	100%
GIS, Data, & Information Services	Information Access	\$2,826,542	\$1,045,897	\$1,780,644	37%
	Statewide GIS Coordinati..	\$1,720,539	\$246,972	\$1,473,567	14%
	MGIA Grant Program	\$0	\$0	\$0	
	Next Generation 911	\$511,150	\$346,624	\$164,526	68%
	MT State Reference Netw..	\$364,189	\$66,872	\$297,317	18%
Grand Total		\$11,620,380	\$5,015,910	\$6,604,470	43%

Expenses by Fund - Quarter 2 FY 2026

Fund	Budget	Expenses	Balance	% Expended
01100 General Fund	\$4,208,557	\$2,061,842	\$2,146,715	49%
02021 911 Funding	\$511,150	\$346,624	\$164,526	68%
02046 Coal Sev. Tax Library	\$510,370	\$446,964	\$63,406	88%
02069 SOS SSR	\$130,000	\$49,080	\$80,920	38%
02094 Digital Library Services	\$448,812	\$154,850	\$293,962	35%
02337 MTNHP State Funding	\$134,455	\$33,631	\$100,824	25%
02779 Montana Geospatial Information	\$2,230,406	\$462,840	\$1,767,566	21%
03018 IMLS	\$1,561,020	\$702,035	\$858,985	45%
03268 MTNHP Federal Funds	\$739,482	\$169,748	\$569,734	23%
03652 Federal Patron & Local Library	\$234,977	\$204,032	\$30,945	87%
03930 NRIS Federal Funds	\$170,447	\$51,742	\$118,704	30%
06021 MT Shared Catalog	\$503,917	\$310,989	\$192,928	62%
06025 MT State Reference Network	\$208,987	\$0	\$208,987	0%
08054 Private Patron & Local Library	\$4,800	\$4,329	\$471	90%
08168 MTNHP Private Funds	\$23,000	\$17,203	\$5,797	75%
Grand Total	\$11,620,380	\$5,015,910	\$6,604,470	43%

[Archived Quarterly Financial Reports](#)

[Financial Acronym Glossary](#)

[MSL Workgroup Descriptions](#)

Last update 1/22/2026



Quarterly Financial Report

SUMMARY	DETAILED VIEW	WORKGROUPS	PROJECTS	MGIA	LSTA	TRUST
---------	---------------	------------	-----------------	------	------	-------

Expenses by Project - Quarter 2 FY 2026

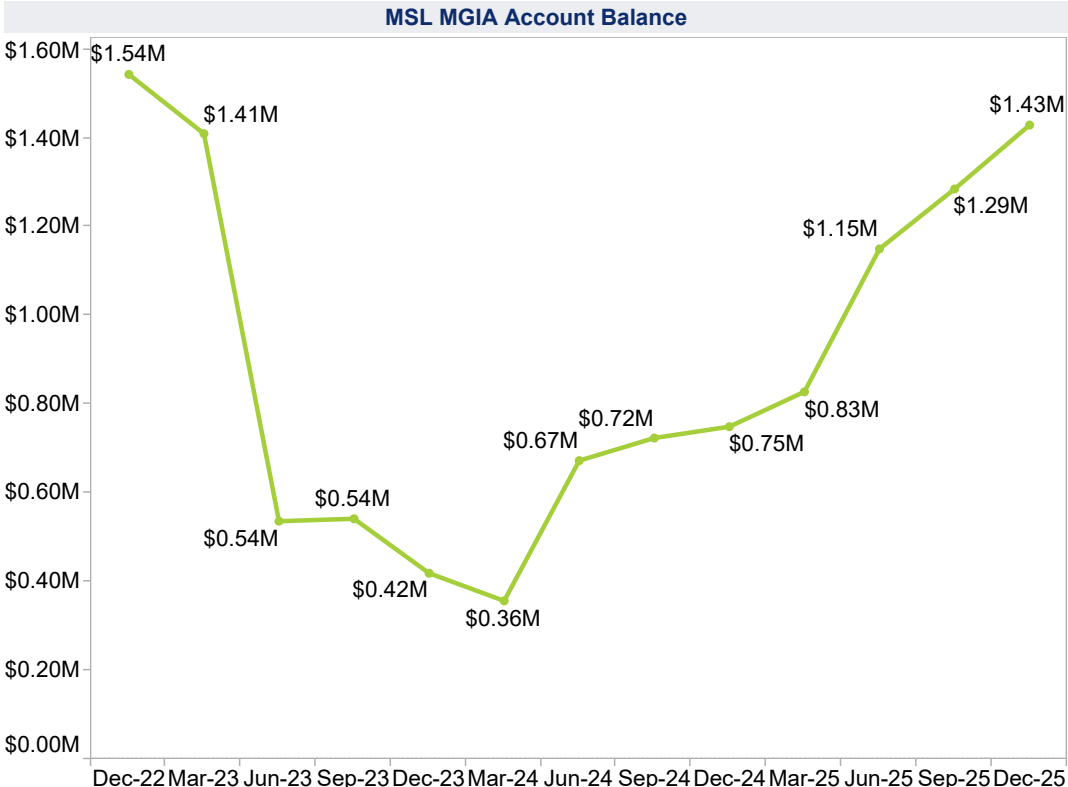
Org	Project	Budget	Expenses	Balance	% Expended
100 Central Services	ADMIN OPS	\$1,591,727	\$662,617	\$929,110	42%
	DATA COORDINATO..	\$9,060	\$1,031	\$8,029	11%
	INDIRECT COSTS	\$49,055	\$12,776	\$36,279	26%
	IT OPERATIONS	\$49,025	\$2,370	\$46,655	5%
	ITSD FIXED COST	\$769,663	\$239,763	\$529,900	31%
	MSL COMMISSION	\$12,500	\$5,231	\$7,269	42%
	RENT	\$165,240	\$96,390	\$68,850	58%
	Total		\$2,646,270	\$1,020,179	\$1,626,091
200 Patron Services	LSTA 25 ADMIN 4%	\$8,410	\$11,812	(\$3,402)	140%
	LSTA 25 OUTREACH	\$50,000	\$29,793	\$20,207	60%
	LSTA 25 TALKING B..	\$123,000	\$113,360	\$9,640	92%
	OUTREACH OPS	\$60,497	\$26,186	\$34,311	43%
	TBL OPERATIONS	\$54,147	\$22,421	\$31,726	41%
	Total		\$296,054	\$203,571	\$92,483
210 Consulting	AMERICORP LIT AM..	\$37,979	\$14,000	\$23,979	37%
	CONSULTING OPS	\$74,631	\$32,162	\$42,469	43%
	DPHHS-ECFSD	\$176,818	\$171,114	\$5,704	97%
	HOLLOW AUTHORIT..	\$136,927	\$0	\$136,927	0%
	INDIRECT RATE	\$20,180	\$18,918	\$1,261	94%
	LIFETIME ARTS - M..	\$4,800	\$4,329	\$471	90%
	LSTA 25 CONSULT	\$259,246	\$109,090	\$150,156	42%
	LSTA 25 CONT ED	\$97,471	\$43,167	\$54,304	44%
	LSTA 25 EARLY LEA..	\$9,000	\$7,990	\$1,010	89%
	LSTA 25 LIFELONG ..	\$100,813	\$40,243	\$60,570	40%
	LSTA 25 STATS	\$8,600	\$8,600	\$0	100%
	LSTA 25 WORKSHOP	\$30,000	\$14,051	\$15,949	47%
Total		\$956,465	\$463,664	\$492,801	48%
220 Resource Sharing	LSTA 25 CONSULT	\$189,451	\$76,230	\$113,221	40%
	LSTA 25 COURIER	\$15,000	\$2,093	\$12,907	14%
	LSTA 25 ECONT	\$20,000	\$10,000	\$10,000	50%
	LSTA 25 MSC	\$249,731	\$78,569	\$171,162	31%
	LSTA 25 OCLC	\$75,000	\$75,000	\$0	100%
	MONTANA SHARED ..	\$100,000	\$100,000	\$0	100%
	OCLC	\$105,000	\$100,000	\$5,000	95%
	STATEWIDE PROJE..	\$5,218	\$200	\$5,018	4%



Quarterly Financial Report

SUMMARY	DETAILED VIEW		WORKGROUPS		PROJECTS	MGIA	LSTA	TRUST
MGIA Budget Tracking - Quarter 2 FY 2026								
Project Fix	Budget	Expenses	Balance	% Expended	\$2,230,406 total FY26 MGIA appropriation	\$930,403 hollow authority (cash shortage)	\$462,840 total FY26 expenses	\$1,767,566 total FY26 remaining
GOV INFO OPS	\$42,500	\$29,755	\$12,745	70%				
HERITAGE MTNHP-MSL	\$90,764	\$22,701	\$68,063	25%				
INFO PRODUCTS OPS	\$500	\$223	\$277	45%				
LAND OPS	\$382,230	\$137,786	\$244,444	36%				
MGIA OPERATIONS	\$446,570	\$171,708	\$274,862	38%				
MGIAC COUNCIL	\$9,278	\$10,832	(\$1,554)	117%				
MT STATE REFERENCE NETWORK	\$5,000	\$8,505	(\$3,505)	170%				
WATER OPS	\$323,161	\$81,330	\$241,831	25%				
HOLLOW AUTHORITY	\$930,403	\$0	\$930,403	0%				
Grand Total	\$2,230,406	\$462,840	\$1,767,566	21%				

The totals reflect the 02279 Montana Geospatial Information fund which is based on anticipated revenues during the legislative session. The below chart reflects the actual cash balance of the MGIA account.





Quarterly Financial Report

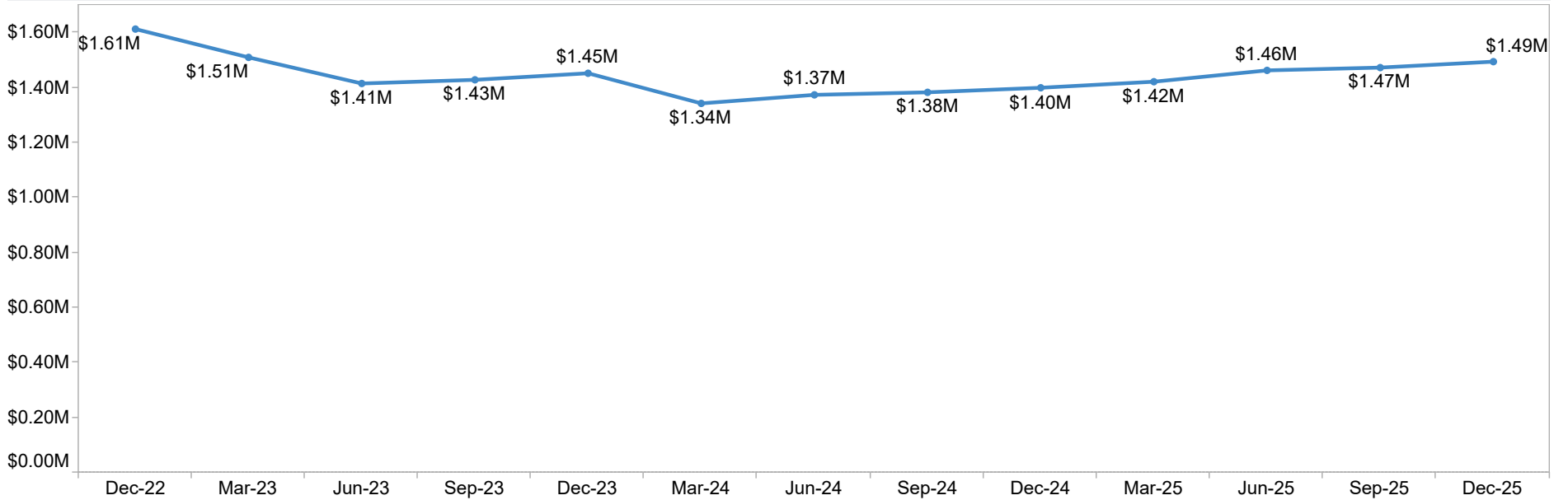
SUMMARY	DETAILED VIEW	WORKGROUPS	PROJECTS	MGIA	LSTA	TRUST																		
LSTA Budget Tracking - Quarter 2 FY 2026																								
Project	Budget	Expenses	Balance	% Expended	<p>\$1,424,093 LSTA 2025 award</p> <p>\$702,035 total expenses</p> <p>\$722,058 total remaining</p> <p>The totals reflect the 03018 IMLS fund.</p> <p>LSTA Expenses by Account - LSTA 25 CONSULT</p> <table border="1"> <tr><td>Benefits</td><td>\$46,748</td></tr> <tr><td>Communications</td><td>\$294</td></tr> <tr><td>Contracted Services</td><td>\$0</td></tr> <tr><td>Other Expenses</td><td>\$1,367</td></tr> <tr><td>Rent</td><td>\$2,978</td></tr> <tr><td>Repair & Maint.</td><td></td></tr> <tr><td>Salaries</td><td>\$125,184</td></tr> <tr><td>Supplies/Materials</td><td>\$512</td></tr> <tr><td>Travel</td><td>\$8,238</td></tr> </table> <p>Select the project below to view account level 2 details.</p> <p>Project LSTA 25 CONSULT <input type="checkbox"/> Show history</p>	Benefits	\$46,748	Communications	\$294	Contracted Services	\$0	Other Expenses	\$1,367	Rent	\$2,978	Repair & Maint.		Salaries	\$125,184	Supplies/Materials	\$512	Travel	\$8,238	<p>\$722,058 total remaining</p>
Benefits	\$46,748																							
Communications	\$294																							
Contracted Services	\$0																							
Other Expenses	\$1,367																							
Rent	\$2,978																							
Repair & Maint.																								
Salaries	\$125,184																							
Supplies/Materials	\$512																							
Travel	\$8,238																							
LSTA 25 ADMIN 4%	\$8,410	\$11,812	(\$3,402)	140%																				
LSTA 25 CONSULT	\$448,697	\$185,321	\$263,377	41%																				
LSTA 25 CONT ED	\$97,471	\$43,167	\$54,304	44%																				
LSTA 25 COURIER	\$15,000	\$2,093	\$12,907	14%																				
LSTA 25 EARLY LEARNING	\$9,000	\$7,990	\$1,010	89%																				
LSTA 25 ECONT	\$20,000	\$10,000	\$10,000	50%																				
LSTA 25 LIFELONG LE..	\$100,813	\$40,243	\$60,570	40%																				
LSTA 25 MONTANA HIS..	\$188,371	\$82,037	\$106,334	44%																				
LSTA 25 MSC	\$249,731	\$78,569	\$171,162	31%																				
LSTA 25 OCLC	\$75,000	\$75,000	\$0	100%																				
LSTA 25 OUTREACH	\$50,000	\$29,793	\$20,207	60%																				
LSTA 25 STATS	\$8,600	\$8,600	\$0	100%																				
LSTA 25 TALKING BOO..	\$123,000	\$113,360	\$9,640	92%																				
LSTA 25 WORKSHOP	\$30,000	\$14,051	\$15,949	47%																				
Grand Total	\$1,424,093	\$702,035	\$722,058	49%																				



Quarterly Financial Report

- SUMMARY
- DETAILED VIEW
- WORKGROUPS
- PROJECTS
- MGIA
- LSTA
- TRUST

Montana State Library Trust Balance



Montana State Library Trust Projects

Project	Status	Budget	Expenses	Balance
AWARDS	Ongoing	\$2,000	\$0	\$2,000
Grand Total		\$2,000	\$0	\$2,000