

Summer Reading Brainstorm Session 1

January 12th, 2022



Admin Things

- Recording available afterwards on Vimeo
- Please use the chatbox, or unmute yourself
- CE available through ASPeN




Today's Agenda



- Collaborative Summer Library Program Overview
- CSLP Manual Activity Highlight: Five Little Seashells (Early Literacy)
- Group Discussion: What preliminary summer reading ideas do you have?
- CSLP Manual Activity Highlight: Message in a Bottle (Kids – Adults)
- Group Discussion: How do you track your summer reading program?
- Future Summer Reading Webinars

Collaborative Summer Library Program (CSLP)

- CSLP is a nationwide consortium that provides summer reading support, resources, and training to member libraries
- Montana has been a member since 2000, all Montana public libraries have membership
- CSLP Materials Available:
 - Summer Reading Manual (available online as PDF download)
 - Summer Reading Symposium (recordings available on CSLP website)
 - High quality artwork and merchandise
 - Opportunities for national involvement and connection
 - Summer Food Information
 - And much more!

OCEANS  **POSSIBILITIES**

EARLY LIT

STORYTIME SONGS

Rhyme/Fingerplay/Flannel Board: Five Little Seashells

Caregivers bounce or swing babies with every wave. Toddlers and preschoolers can follow along with the fingerplay. For a flannel board, put up five seashells and take one away with each verse. Optionally, give each child five real or paper seashells to follow along. Lyrics from King County Library System. <https://bit.ly/3fNaEqM>

Five little seashells sleeping on the shore (hold up five fingers)

Swish went a big wave, (swish a wave with second hand)

Then there were four! (tuck one finger down)

Four little seashells, quiet as can be, (hold up four fingers)

Swish went a big wave, (swish a wave with second hand)

Then there were three! (tuck one finger down)

Three little seashells, pearly, white and new (hold up three fingers)

Swish went a big wave, (swish a wave with second hand)

Then there were two! (tuck one finger down)

Two little seashells having great fun (hold up two fingers)

Swish went a big wave, (swish a wave with second hand)

Then there was one! (tuck one finger down)


One little seashell lying in the sun, (hold up one finger)

Swish went a big wave, (swish a wave with second hand)

Then there were none! (tuck all fingers down)

CSLP Manual Activity: 5 Little Seashells

- Flannel board with seashells
- Cut out seashells in different shapes and colors
- Bean bags



Group Discussion

- What preliminary summer reading ideas do you have?
 - Kick off events?
 - Prizes? (gas cards, gift cards)
 - Community partnerships?
- What challenges/obstacles are you working through?
- What is one new thing you are hoping to try this summer?



CHILDREN

TWEENS

TEENS

GAME/ACTIVITY | CRAFT | LOW COST

SECRET MESSAGE IN A BOTTLE

AGES

Children 8+ years
Teens/tweens

PROGRAM DESCRIPTION

Decoding secret messages is sure to be a hit with older children and tweens! First they create their secret codes, then write secret messages to each other. Have them put their secret messages into empty soda bottles for transport. Suggested runtime: 45–60 min.



Image source: Shutterstock

MATERIALS AND PREPARATION


Materials: Paper; pens/pencils/markers; empty plastic water bottles; printable code references (see Resources); cardstock, split pins, and template (optional, for cipher wheel).

Instructions:

- Before the program, set up tables and chairs, and set out supplies.
- Once children have experimented with codes, they can either decode messages that you've put in bottles before the program, or trade their own codes with other children to decipher.

CSLP Manual Activity: Message in a Bottle

- Create a scavenger hunt/treasure hunt around the library with ciphered clues!
- Have people create their own
- Talk about famous ciphers





Group Discussion

- How do you track your summer reading program?
- What publicity/outreach do you do for summer reading?
 - Radio?
 - Newspaper?
 - PSAs?
 - Social Media?
- How do you evaluate your summer reading program?

Publicity/Marketing Support

- CSLP PSAs – professional quality, shorter and longer lengths
- [CSLP Social Media Toolkit](#)
- Canva is a great FREE resource for graphic design



Future Summer Reading Support

- Summer Reading Brainstorm Webinars once a month – check in ASPeN, or look on WIRED for reminders
- Museum of the Rockies Summer Reading Kit – TBD
- [2021 Summer Reading Report](#)
 - CSLP sends out a survey to collect statistics at the end of each summer
 - All data compiled into annual report that is publicly shared
 - Pictures, anecdotes, stories, all are great to include!