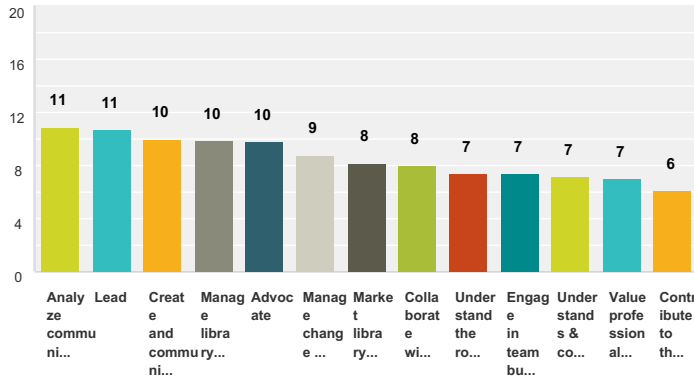


# LDSTF Recommendations

## Q1 For the recommendations for Library Directors, please rank the below outcomes.

Answered: 18 Skipped: 0

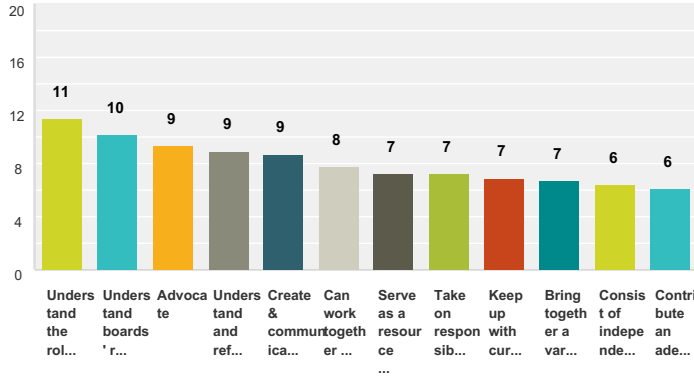


	1	2	3	4	5	6	7	8	9	10	11	12	13	Fundamental - Not ranked	Total	Score
Analyze community needs	22.22% 4	22.22% 4	5.56% 1	5.56% 1	11.11% 2	5.56% 1	0.00% 0	0.00% 0	5.56% 1	0.00% 0	0.00% 0	0.00% 0	0.00% 0	22.22% 4	18	10.86
Lead	22.22% 4	0.00% 0	5.56% 1	5.56% 1	5.56% 1	0.00% 0	0.00% 0	0.00% 0	0.00% 0	5.56% 1	0.00% 0	0.00% 0	0.00% 0	55.56% 10	18	10.75
Create and communicate a vision	11.11% 2	22.22% 4	16.67% 3	11.11% 2	0.00% 0	0.00% 0	0.00% 0	5.56% 1	5.56% 1	0.00% 0	0.00% 0	5.56% 1	0.00% 0	22.22% 4	18	10.00
Manage library resources efficiently (lean management)	16.67% 3	5.56% 1	16.67% 3	5.56% 1	11.11% 2	0.00% 0	0.00% 0	0.00% 0	0.00% 0	5.56% 1	5.56% 1	0.00% 0	0.00% 0	33.33% 6	18	9.92
Advocate	11.76% 2	0.00% 0	11.76% 2	5.88% 1	0.00% 0	11.76% 2	11.76% 2	0.00% 0	0.00% 0	0.00% 0	0.00% 0	0.00% 0	0.00% 0	47.06% 8	17	9.78
Manage change & transitions	5.56% 1	11.11% 2	16.67% 3	5.56% 1	11.11% 2	0.00% 0	11.11% 2	5.56% 1	0.00% 0	0.00% 0	5.56% 1	5.56% 1	0.00% 0	22.22% 4	18	8.79
Market library services	5.88% 1	5.88% 1	0.00% 0	17.65% 3	11.76% 2	11.76% 2	11.76% 2	35.29% 6	0.00% 0	0.00% 0	0.00% 0	0.00% 0	0.00% 0	0.00% 0	17	8.18
Collaborate with partners	0.00% 0	11.76% 2	5.88% 1	5.88% 1	5.88% 1	23.53% 4	0.00% 0	11.76% 2	11.76% 2	5.88% 1	0.00% 0	0.00% 0	0.00% 0	17.65% 3	17	8.00
Understand the role of librarians	5.56% 1	0.00% 0	5.56% 1	0.00% 0	0.00% 0	0.00% 0	0.00% 0	5.56% 1	0.00% 0	5.56% 1	5.56% 1	0.00% 0	0.00% 0	72.22% 13	18	7.40
Engage in team building through consensus building	0.00% 0	11.76% 2	0.00% 0	11.76% 2	5.88% 1	23.53% 4	5.88% 1	5.88% 1	17.65% 3	0.00% 0	5.88% 1	5.88% 1	0.00% 0	5.88% 1	17	7.38
Understands & communicates libraries' role in economic development	0.00% 0	5.56% 1	11.11% 2	5.56% 1	11.11% 2	0.00% 0	22.22% 4	5.56% 1	5.56% 1	16.67% 3	0.00% 0	5.56% 1	0.00% 0	11.11% 2	18	7.19
Value professional development & certification	0.00% 0	5.56% 1	0.00% 0	5.56% 1	16.67% 3	0.00% 0	11.11% 2	11.11% 2	5.56% 1	0.00% 0	5.56% 1	0.00% 0	5.56% 1	33.33% 6	18	7.00
Contribute to the professional community (state, region, national)	0.00% 0	0.00% 0	0.00% 0	11.76% 2	5.88% 1	11.76% 2	11.76% 2	0.00% 0	11.76% 2	17.65% 3	5.88% 1	0.00% 0	5.88% 1	17.65% 3	17	6.07

# LDSTF Recommendations

## Q2 For the recommendations for Library Boards, please rank the below outcomes.

Answered: 18 Skipped: 0



	1	2	3	4	5	6	7	8	9	10	11	12	Fundamental - Not ranked	Total	Score
Understand the roles of libraries and librarians	22.22% 4	11.11% 2	5.56% 1	0.00% 0	0.00% 0	0.00% 0	0.00% 0	0.00% 0	0.00% 0	0.00% 0	0.00% 0	0.00% 0	61.11% 11	18	11.43
Understand boards' role (division of power)	17.65% 3	17.65% 3	5.88% 1	0.00% 0	0.00% 0	0.00% 0	0.00% 0	0.00% 0	0.00% 0	5.88% 1	0.00% 0	0.00% 0	52.94% 9	17	10.25
Advocate	16.67% 3	5.56% 1	22.22% 4	11.11% 2	0.00% 0	5.56% 1	5.56% 1	0.00% 0	5.56% 1	0.00% 0	0.00% 0	0.00% 0	27.78% 5	18	9.38
Understand and reflect community needs	16.67% 3	22.22% 4	0.00% 0	5.56% 1	22.22% 4	11.11% 2	0.00% 0	5.56% 1	0.00% 0	0.00% 0	5.56% 1	0.00% 0	11.11% 2	18	8.88
Create & communicate a vision	23.53% 4	5.88% 1	17.65% 3	0.00% 0	11.76% 2	11.76% 2	0.00% 0	0.00% 0	11.76% 2	5.88% 1	0.00% 0	0.00% 0	11.76% 2	17	8.67
Can work together and compromise to achieve the goals of the library	0.00% 0	5.56% 1	0.00% 0	22.22% 4	16.67% 3	5.56% 1	11.11% 2	0.00% 0	5.56% 1	0.00% 0	0.00% 0	0.00% 0	33.33% 6	18	7.83
Serve as a resource and support system for directors	5.56% 1	0.00% 0	22.22% 4	0.00% 0	0.00% 0	16.67% 3	11.11% 2	11.11% 2	5.56% 1	5.56% 1	0.00% 0	0.00% 0	22.22% 4	18	7.29
Take on responsibilities and are willing to be held accountable	0.00% 0	5.56% 1	0.00% 0	16.67% 3	11.11% 2	0.00% 0	22.22% 4	0.00% 0	0.00% 0	0.00% 0	5.56% 1	0.00% 0	38.89% 7	18	7.27
Keep up with current trends in libraries and translate trends into action for libraries and in communities	0.00% 0	5.56% 1	16.67% 3	22.22% 4	0.00% 0	5.56% 1	5.56% 1	16.67% 3	0.00% 0	5.56% 1	5.56% 1	5.56% 1	11.11% 2	18	6.94
Bring together a variety of skills (legal, contracting, policy, grant writing, etc.)	0.00% 0	11.11% 2	5.56% 1	0.00% 0	5.56% 1	16.67% 3	5.56% 1	5.56% 1	16.67% 3	5.56% 1	0.00% 0	0.00% 0	27.78% 5	18	6.69
Consist of independent thinkers who are willing to express their individual points of view	0.00% 0	5.88% 1	0.00% 0	11.76% 2	0.00% 0	17.65% 3	5.88% 1	17.65% 3	0.00% 0	11.76% 2	0.00% 0	0.00% 0	29.41% 5	17	6.42

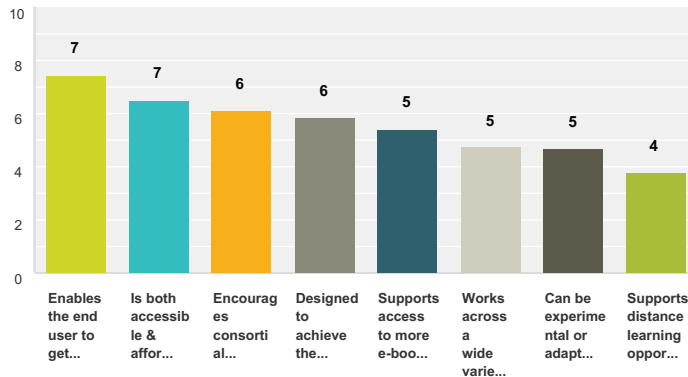
## LDSTF Recommendations

Contribute an adequate amount of time/participate both locally, regionally, statewide	0.00% 0	5.88% 1	5.88% 1	0.00% 0	23.53% 4	0.00% 0	11.76% 2	11.76% 2	5.88% 1	5.88% 1	5.88% 1	5.88% 1	17.65% 3	17	6.07
---	------------	------------	------------	------------	-------------	------------	-------------	-------------	------------	------------	------------	------------	-------------	----	------

# LDSTF Recommendations

## Q3 For the recommendations for Library Infrastructure, please rank the below outcomes.

Answered: 18 Skipped: 0

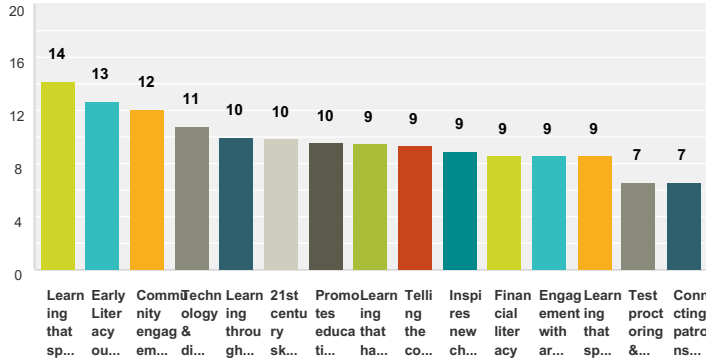


	1	2	3	4	5	6	7	8	Fundamental - Not ranked	Total	Score
Enables the end user to get resources & services, easily, seamlessly, utilizing current technology	38.89% 7	11.11% 2	11.11% 2	0.00% 0	0.00% 0	0.00% 0	0.00% 0	0.00% 0	38.89% 7	18	7.45
Is both accessible & affordable	5.56% 1	11.11% 2	0.00% 0	0.00% 0	5.56% 1	0.00% 0	0.00% 0	0.00% 0	77.78% 14	18	6.50
Encourages consortial resource sharing to make information resources, technology and service delivery more efficient, effective, affordable, customizable, sustainable, scalable	11.11% 2	38.89% 7	22.22% 4	5.56% 1	11.11% 2	0.00% 0	5.56% 1	0.00% 0	5.56% 1	18	6.12
Designed to achieve the objectives in a library's strategic plan	27.78% 5	0.00% 0	11.11% 2	5.56% 1	5.56% 1	16.67% 3	0.00% 0	0.00% 0	33.33% 6	18	5.83
Supports access to more e-books and e-audio	5.88% 1	17.65% 3	35.29% 6	23.53% 4	0.00% 0	5.88% 1	11.76% 2	0.00% 0	0.00% 0	17	5.41
Works across a wide variety of accessible platforms to support the widest possible access	0.00% 0	5.56% 1	11.11% 2	22.22% 4	11.11% 2	5.56% 1	5.56% 1	0.00% 0	38.89% 7	18	4.73
Can be experimental or adaptable, is nimble, and cutting edge	11.76% 2	11.76% 2	5.88% 1	11.76% 2	29.41% 5	11.76% 2	5.88% 1	5.88% 1	5.88% 1	17	4.69
Supports distance learning opportunities	0.00% 0	5.56% 1	5.56% 1	22.22% 4	22.22% 4	22.22% 4	5.56% 1	11.11% 2	5.56% 1	18	3.82

# LDSTF Recommendations

## Q4 For the recommendations for Lifelong Learning, please rank the below outcomes.

Answered: 18 Skipped: 0



	1	2	3	4	5	6	7	8	9	10	11	12	13	14	15	Fundamental - Not ranked	Total	Score
Learn that spans a lifetime	11.11% 2	5.56% 1	5.56% 1	0.00% 0	0.00% 0	0.00% 0	0.00% 0	0.00% 0	0.00% 0	0.00% 0	0.00% 0	0.00% 0	0.00% 0	0.00% 0	0.00% 0	77.78% 14	18	14.25
Early Literacy outcomes supported through family literacy	27.78% 5	11.11% 2	11.11% 2	16.67% 3	5.56% 1	5.56% 1	0.00% 0	0.00% 0	0.00% 0	0.00% 0	5.56% 1	0.00% 0	0.00% 0	0.00% 0	0.00% 0	16.67% 3	18	12.73
Community engagement inside & outside the library, fostering engagement in the world and empowering an informed citizenry	5.56% 1	11.11% 2	22.22% 4	11.11% 2	5.56% 1	5.56% 1	5.56% 1	5.56% 1	0.00% 0	0.00% 0	0.00% 0	0.00% 0	0.00% 0	0.00% 0	0.00% 0	27.78% 5	18	12.08
Technology & digital literacy and digital inclusion	0.00% 0	16.67% 3	11.11% 2	0.00% 0	11.11% 2	16.67% 3	5.56% 1	0.00% 0	5.56% 1	0.00% 0	0.00% 0	5.56% 1	0.00% 0	0.00% 0	0.00% 0	27.78% 5	18	10.77
Learning through creation as well as consumption	5.88% 1	5.88% 1	5.88% 1	17.65% 3	5.88% 1	5.88% 1	23.53% 4	5.88% 1	17.65% 3	5.88% 1	0.00% 0	0.00% 0	0.00% 0	0.00% 0	0.00% 0	0.00% 0	17	10.00
21st century skills (connections to people)	11.11% 2	5.56% 1	5.56% 1	11.11% 2	0.00% 0	5.56% 1	0.00% 0	11.11% 2	0.00% 0	0.00% 0	5.56% 1	5.56% 1	5.56% 1	0.00% 0	0.00% 0	33.33% 6	18	9.92
Promotes educational values	5.56% 1	0.00% 0	11.11% 2	11.11% 2	0.00% 0	0.00% 0	16.67% 3	0.00% 0	5.56% 1	5.56% 1	0.00% 0	0.00% 0	0.00% 0	0.00% 0	5.56% 1	38.89% 7	18	9.64
Learning that happens in the library and virtually	5.56% 1	5.56% 1	5.56% 1	5.56% 1	11.11% 2	0.00% 0	5.56% 1	11.11% 2	5.56% 1	11.11% 2	0.00% 0	0.00% 0	5.56% 1	0.00% 0	0.00% 0	27.78% 5	18	9.46
Telling the community story	5.88% 1	11.76% 2	0.00% 0	0.00% 0	17.65% 3	0.00% 0	17.65% 3	17.65% 3	11.76% 2	0.00% 0	5.88% 1	5.88% 1	0.00% 0	0.00% 0	0.00% 0	5.88% 1	17	9.38
Inspires new channels of learning	5.56% 1	5.56% 1	5.56% 1	11.11% 2	0.00% 0	0.00% 0	11.11% 2	16.67% 3	0.00% 0	5.56% 1	0.00% 0	5.56% 1	11.11% 2	0.00% 0	0.00% 0	22.22% 4	18	8.86
Financial literacy	5.56% 1	5.56% 1	5.56% 1	5.56% 1	16.67% 3	11.11% 2	0.00% 0	5.56% 1	11.11% 2	11.11% 2	5.56% 1	5.56% 1	5.56% 1	5.56% 1	0.00% 0	0.00% 0	18	8.61

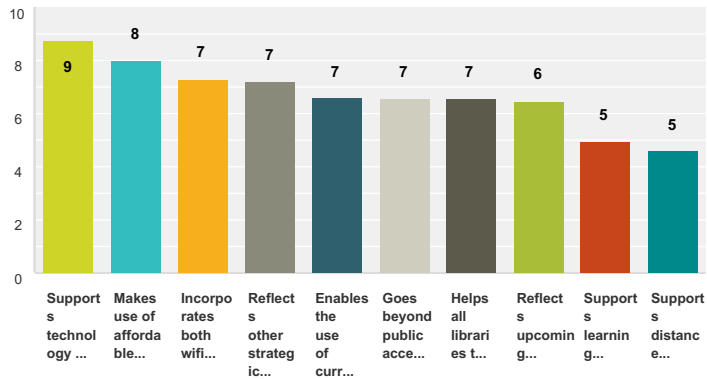
## LDSTF Recommendations

Engagement with arts & humanities	0.00% 0	5.56% 1	5.56% 1	5.56% 1	16.67% 3	11.11% 2	0.00% 0	5.56% 1	5.56% 1	5.56% 1	11.11% 2	5.56% 1	0.00% 0	5.56% 1	0.00% 0	16.67% 3	18	8.60
Learning that spans all types of libraries	11.76% 2	5.88% 1	0.00% 0	0.00% 0	0.00% 0	5.88% 1	0.00% 0	0.00% 0	5.88% 1	5.88% 1	5.88% 1	5.88% 1	0.00% 0	0.00% 0	5.88% 1	47.06% 8	17	8.56
Test proctoring & distance learning opportunities	0.00% 0	5.56% 1	5.56% 1	0.00% 0	0.00% 0	5.56% 1	11.11% 2	5.56% 1	5.56% 1	16.67% 3	16.67% 3	5.56% 1	5.56% 1	5.56% 1	5.56% 1	5.56% 1	18	6.65
Connecting patrons to the Talking Book Library	0.00% 0	0.00% 0	0.00% 0	5.56% 1	5.56% 1	22.22% 4	0.00% 0	5.56% 1	5.56% 1	5.56% 1	11.11% 2	11.11% 2	11.11% 2	11.11% 2	0.00% 0	5.56% 1	18	6.59

# LDSTF Recommendations

## Q5 For the recommendations for Public Access Technology, please rank the below outcomes.

Answered: 18 Skipped: 0

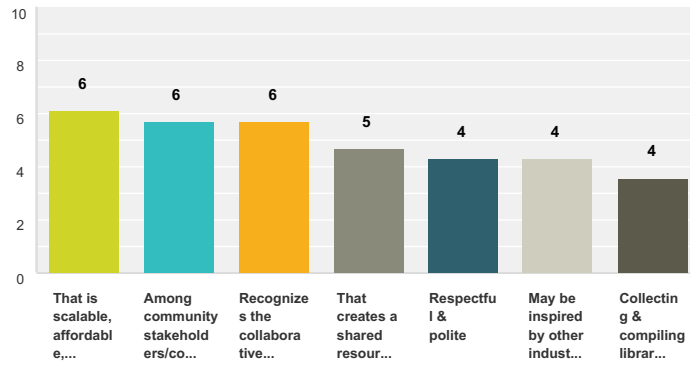


	1	2	3	4	5	6	7	8	9	10	Fundamental - Not ranked	Total	Score
Supports technology & digital literacy and digital inclusion	16.67% 3	22.22% 4	16.67% 3	0.00% 0	5.56% 1	0.00% 0	0.00% 0	0.00% 0	0.00% 0	0.00% 0	38.89% 7	18	8.73
Makes use of affordable broadband	27.78% 5	5.56% 1	5.56% 1	11.11% 2	0.00% 0	0.00% 0	5.56% 1	5.56% 1	0.00% 0	0.00% 0	38.89% 7	18	8.00
Incorporates both wifi and wired connections	5.56% 1	11.11% 2	22.22% 4	0.00% 0	0.00% 0	11.11% 2	0.00% 0	5.56% 1	0.00% 0	0.00% 0	44.44% 8	18	7.30
Reflects other strategic lifelong learning goals	16.67% 3	16.67% 3	11.11% 2	5.56% 1	11.11% 2	0.00% 0	0.00% 0	16.67% 3	0.00% 0	0.00% 0	22.22% 4	18	7.21
Enables the use of current content, ie. MTLibrary2Go	0.00% 0	11.11% 2	5.56% 1	16.67% 3	16.67% 3	11.11% 2	5.56% 1	0.00% 0	0.00% 0	0.00% 0	33.33% 6	18	6.58
Goes beyond public access computers	0.00% 0	11.76% 2	11.76% 2	5.88% 1	11.76% 2	17.65% 3	5.88% 1	0.00% 0	0.00% 0	0.00% 0	35.29% 6	17	6.55
Helps all libraries to have an online presence	16.67% 3	5.56% 1	0.00% 0	16.67% 3	5.56% 1	11.11% 2	5.56% 1	5.56% 1	5.56% 1	0.00% 0	27.78% 5	18	6.54
Reflects upcoming technology trends	11.76% 2	5.88% 1	17.65% 3	11.76% 2	23.53% 4	5.88% 1	17.65% 3	0.00% 0	5.88% 1	0.00% 0	0.00% 0	17	6.47
Supports learning through creation as well as consumption	5.56% 1	5.56% 1	5.56% 1	16.67% 3	5.56% 1	11.11% 2	16.67% 3	11.11% 2	16.67% 3	5.56% 1	0.00% 0	18	4.94
Supports distance learning	0.00% 0	5.56% 1	5.56% 1	11.11% 2	16.67% 3	11.11% 2	11.11% 2	11.11% 2	5.56% 1	16.67% 3	5.56% 1	18	4.59

## LDSTF Recommendations

**Q6 For the recommendations for Collaboration, please rank the below outcomes.**

Answered: 18 Skipped: 0



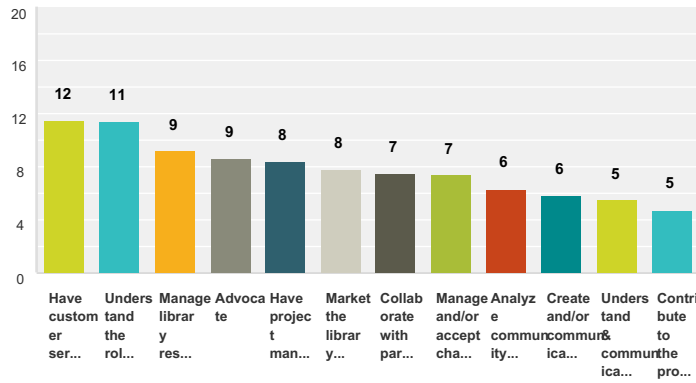
	1	2	3	4	5	6	7	Fundamental - Not ranked	Total	Score
That is scalable, affordable, implementable for all types of libraries	17.65% 3	52.94% 9	0.00% 0	5.88% 1	0.00% 0	0.00% 0	0.00% 0	23.53% 4	17	6.08
Among community stakeholders/community partners	27.78% 5	16.67% 3	22.22% 4	5.56% 1	5.56% 1	0.00% 0	0.00% 0	22.22% 4	18	5.71
Recognizes the collaborative value of the MT library community	17.65% 3	5.88% 1	11.76% 2	0.00% 0	5.88% 1	0.00% 0	0.00% 0	58.82% 10	17	5.71
That creates a shared resource platform that libraries contribute to in order to help address specific needs, ie. building, branding, funding	22.22% 4	5.56% 1	11.11% 2	33.33% 6	11.11% 2	0.00% 0	5.56% 1	11.11% 2	18	4.69
Respectful & polite	5.56% 1	0.00% 0	11.11% 2	5.56% 1	16.67% 3	0.00% 0	0.00% 0	61.11% 11	18	4.29
May be inspired by other industries	5.56% 1	11.11% 2	33.33% 6	22.22% 4	11.11% 2	16.67% 3	0.00% 0	0.00% 0	18	4.28
Collecting & compiling library stories to share them statewide	5.56% 1	11.11% 2	5.56% 1	22.22% 4	16.67% 3	27.78% 5	5.56% 1	5.56% 1	18	3.53



# LDSTF Recommendations

## Q7 For the recommendations for Staff or Volunteers, please rank the below outcomes.

Answered: 18 Skipped: 0

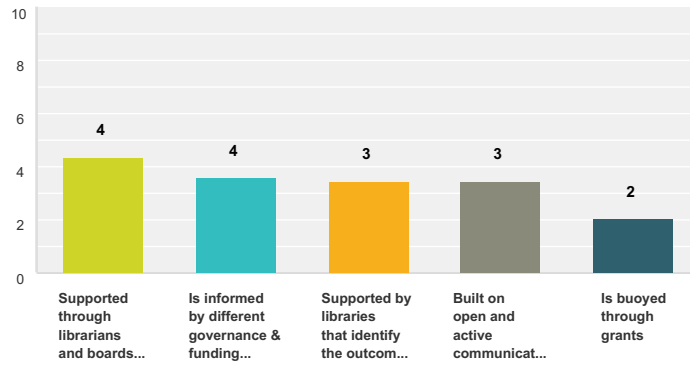


	1	2	3	4	5	6	7	8	9	10	11	12	Fundamental - Not ranked	Total	Score
Have customer service skills	22.22% 4	5.56% 1	5.56% 1	0.00% 0	0.00% 0	0.00% 0	0.00% 0	0.00% 0	0.00% 0	0.00% 0	0.00% 0	0.00% 0	66.67% 12	18	11.50
Understand the role of librarians	27.78% 5	11.11% 2	0.00% 0	5.56% 1	0.00% 0	0.00% 0	0.00% 0	0.00% 0	0.00% 0	0.00% 0	0.00% 0	0.00% 0	55.56% 10	18	11.38
Manage library resources efficiently (lean management)	0.00% 0	23.53% 4	29.41% 5	5.88% 1	17.65% 3	5.88% 1	0.00% 0	0.00% 0	5.88% 1	0.00% 0	0.00% 0	0.00% 0	11.76% 2	17	9.20
Advocate	11.11% 2	11.11% 2	0.00% 0	16.67% 3	11.11% 2	16.67% 3	5.56% 1	5.56% 1	0.00% 0	0.00% 0	0.00% 0	0.00% 0	22.22% 4	18	8.64
Have project management skills	5.88% 1	17.65% 3	11.76% 2	11.76% 2	23.53% 4	5.88% 1	0.00% 0	5.88% 1	11.76% 2	0.00% 0	0.00% 0	0.00% 0	5.88% 1	17	8.44
Market the library services	11.11% 2	11.11% 2	5.56% 1	16.67% 3	5.56% 1	11.11% 2	16.67% 3	11.11% 2	5.56% 1	5.56% 1	0.00% 0	0.00% 0	0.00% 0	18	7.78
Collaborate with partners	11.11% 2	5.56% 1	5.56% 1	5.56% 1	16.67% 3	11.11% 2	16.67% 3	11.11% 2	5.56% 1	5.56% 1	0.00% 0	0.00% 0	5.56% 1	18	7.47
Manage and/or accept change & transitions	5.56% 1	5.56% 1	16.67% 3	11.11% 2	0.00% 0	0.00% 0	16.67% 3	11.11% 2	0.00% 0	5.56% 1	5.56% 1	0.00% 0	22.22% 4	18	7.43
Analyze community needs	0.00% 0	5.88% 1	0.00% 0	5.88% 1	23.53% 4	23.53% 4	5.88% 1	11.76% 2	0.00% 0	23.53% 4	0.00% 0	0.00% 0	0.00% 0	17	6.35
Create and/or communicate a vision	5.56% 1	5.56% 1	5.56% 1	5.56% 1	5.56% 1	0.00% 0	11.11% 2	22.22% 4	22.22% 4	5.56% 1	11.11% 2	0.00% 0	0.00% 0	18	5.83
Understand & communicate the libraries' role in economic development	0.00% 0	0.00% 0	11.76% 2	5.88% 1	0.00% 0	23.53% 4	5.88% 1	17.65% 3	5.88% 1	11.76% 2	11.76% 2	5.88% 1	0.00% 0	17	5.47
Contribute to the professional community (state, region, national)	0.00% 0	0.00% 0	11.11% 2	5.56% 1	0.00% 0	0.00% 0	16.67% 3	0.00% 0	22.22% 4	5.56% 1	5.56% 1	16.67% 3	16.67% 3	18	4.73

# LDSTF Recommendations

**Q8 For the recommendations for Governance & Funding, please rank the below outcomes.**

Answered: 18 Skipped: 0



	1	2	3	4	5	Fundamental - Not ranked	Total	Score
Supported through librarians and boards that aren't afraid to ask for the resources they need and who seek creative sources of funding	27.78% 5	33.33% 6	5.56% 1	0.00% 0	0.00% 0	33.33% 6	18	4.33
Is informed by different governance & funding models and librarians and boards take responsibility for evaluating and improving their governance structures	27.78% 5	11.11% 2	27.78% 5	16.67% 3	0.00% 0	16.67% 3	18	3.60
Supported by libraries that identify the outcomes and impacts of their services and can tell those stories	27.78% 5	11.11% 2	16.67% 3	27.78% 5	0.00% 0	16.67% 3	18	3.47
Built on open and active communication and advocacy	16.67% 3	22.22% 4	22.22% 4	11.11% 2	5.56% 1	22.22% 4	18	3.43
Is buoyed through grants	0.00% 0	22.22% 4	11.11% 2	5.56% 1	50.00% 9	11.11% 2	18	2.06